


Scip Hand Remote™

STHR-4

Installation guide



For use with:



Universal Receiver




SCD™ series



SCD mini™ series

- Extended battery life
- Two way communication
- Wide operating temperature span
- Shock proof protective rubber enclosure





INTRODUCTION & BATTERY REPLACEMENT

The Hand Remote™ is a wireless remote control developed for the purpose of controlling industrial doors and gates. Special attention has been made regarding current consumption which makes this remote control last very long in between battery replacements.

Because Hand Remote™ is sold without batteries a new set will be required prior to pairing and use.

To insert new batteries remove the blue protective rubber cover, then open the battery lid as shown below.



Close the lid, install the protective boot and go to...

..Next page:

Pair the Hand Remote with a Universal Receiver (STUR-1)

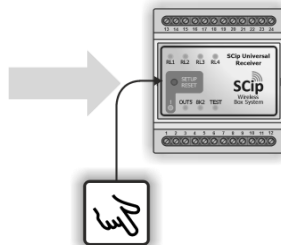
or

..Back page:

Pair the Hand Remote to a Speed Commander Door (SCD/SCD Mini)

ADD TO A UNIVERSAL RECEIVER

Repeat the below steps to add the Hand Remote to a Universal Receiver:




1. Activate programming mode



Press setup/reset once

2. Select output



Press setup/reset multiple times to select the desired output

3. Add



Activate the device to add to the selected output

4. Deactivate programming mode



Press setup/reset multiple times to select the ! LED
(Or wait approx. 30 seconds)

For pairing with a SCD/SCD mini

- See next page →


For further information please refer to the Universal Receiver manual.

Icon description:

| | |
|--|---|
| | Single press |
| | Press and hold for more than 1 second |
| | Press and hold for more than 10 seconds |
| | Press to step one or more |
| | Internal beeper audible feedback |
| | Lamp flashing |
| | Lamp lit |
| | Activate SCip client |

ADD TO A SCD OR SCD MINI

Repeat the below steps to add Hand Remote 4 to a SCD eller SCD mini



Press and hold the button you would like to pair to the controller for more than 10 sec.



For further information about functionality etc. please refer to the SCD / SCD Mini installation guide.

Note:
To pair the same button or another to the same or another controller, repeat the above steps.
All buttons can be individually paired, to both the same controller and multiple controllers, controlling them simultaneously.

Technical data:

| | | |
|---------------------------------|---|--|
| Wireless range (indoor): | 15m | |
| Network type/frequency: | 2.4GHz ISM band | |
| Temperature range: | -20 to +40°C | |
| Power supply: | Battery powered, 2 x 1.5V (size AA/FR6) | |
| NEMA IP rating: | 21 | |
| Dimensions: | With protection boot: 72.39 x 117.60 x 25.40 mm | Without protection boot: 117.60 x 72.14 x 25.40 mm |
| Weight: | 136g | 91g |